

**THE PROCESS OF DEVELOPMENT OF ENVIRONMENTAL
STATISTICS IN ECUADOR: APPLICATION OF THE FDES**




Index

- The context and the problematic for the development of environment statistics in Ecuador
- The proposal
- The road for implementation
- Results of the implementation
- V datos: A tool to disseminate the environmental statistics
- Road ahead

The context of the development of environmental statistics in Ecuador

- Adequate legal framework
 - The revolutionary constitution of Ecuador which recognize rights to nature
 - Right to have its existence respected and also its maintenance and regeneration of its vital cycles
 - Right to be restored in case of damage
 - Law of statistics which gives the NSO the role and authority of interagency coordination
- Mandate of monitoring environmental outcomes through the National Development Plan



Need to develop and strengthen environmental statistics



But....

Lack of history in environmental statistics

Sources dispersed over a variety of collectors with overlapping mandates and functions

Numerous methods applied in compilation

Lack of an adequate inventory of sources and statistics

Inadequate interagency coordination



What was the proposal ?



STRENGTHEN THE NSO WITH AN ENVIRONMENTAL STATISTICS DIVISION

Division: On July 11, 2011
Agricultural Statistics: On March, 2014.

Develops agricultural and environmental statistics research

Generates reliable, timely and quality agricultural and environmental statistics.



SEARCH FOR A FRAMEWORK TO GUIDE THE COORDINATION AND ORGANIZATION OF ENV. STATISTICS



FDES: It is adopted for the development of environment statistics. Support of Statistical Division of UN.

It is a methodological guidance to compile/integrate dispersed environment statistics.

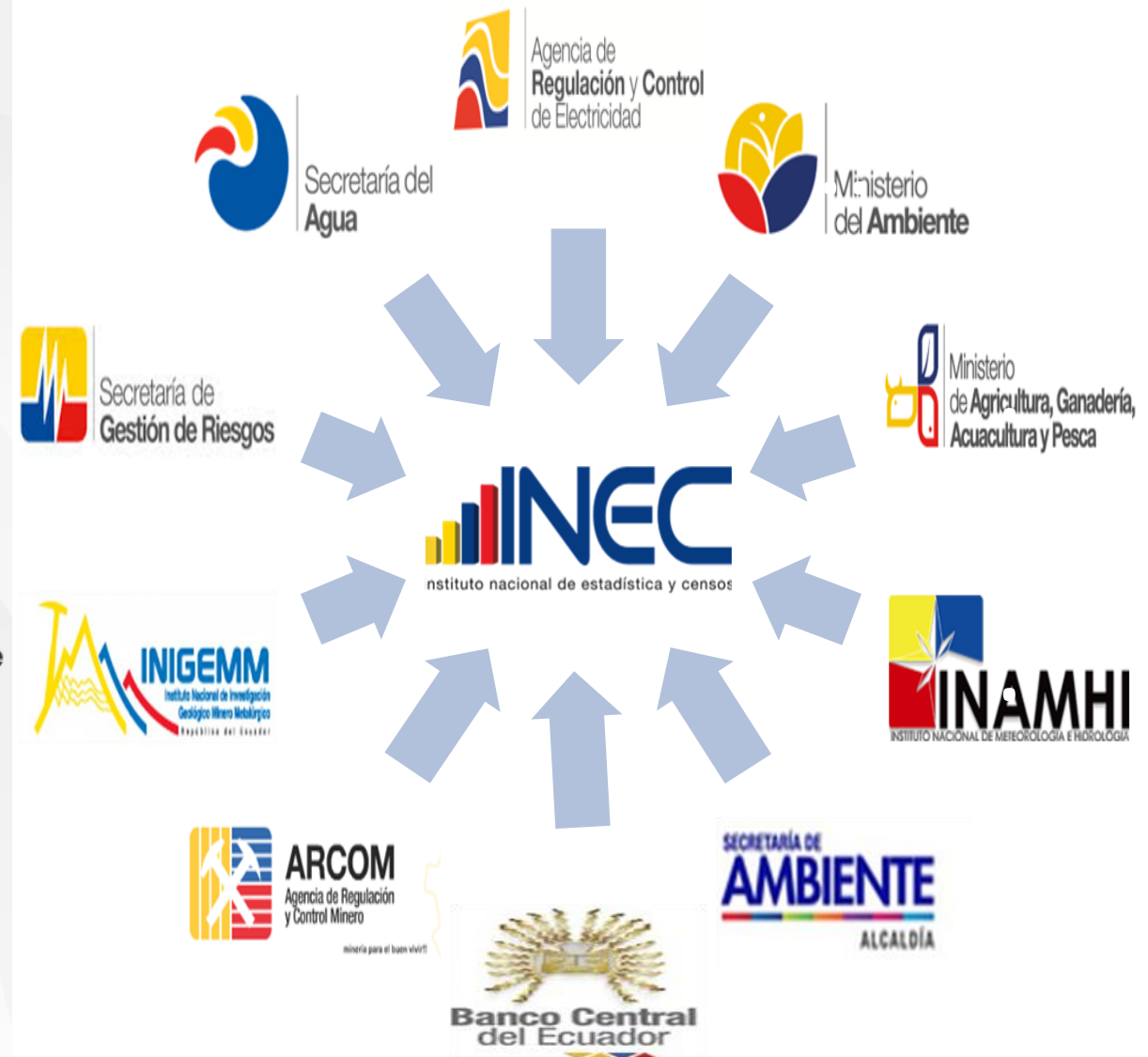
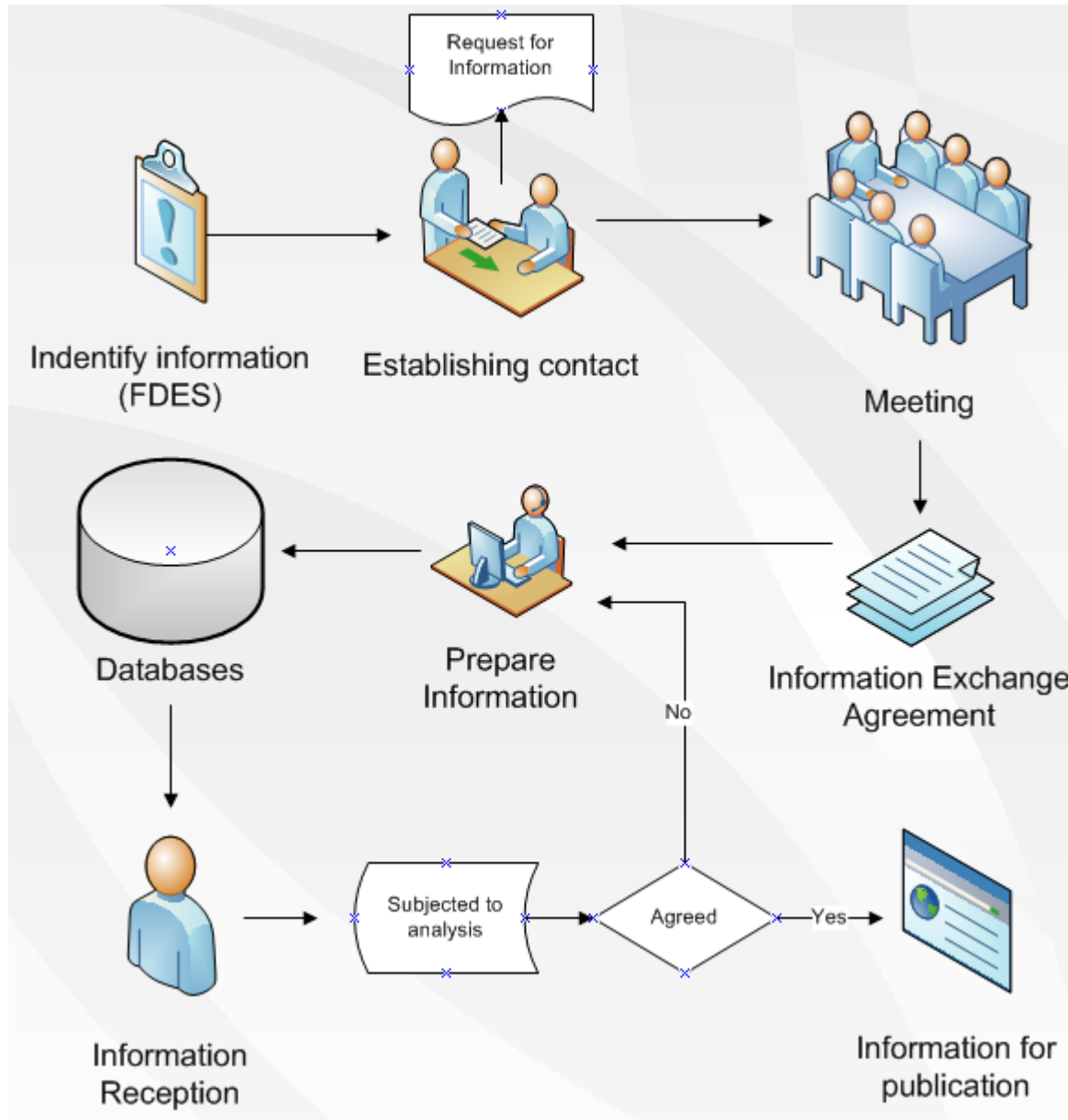





Why the FDES?

- Helps to make an inventory of data
- Helps to identify gaps
- Helps to identify a range of statistics relevant to decisión making
- Useful tool for monitoring SDG
- Coherent with Environmental-Economic Accounting


The road for implementation: INTERAGENCY COORDINATION



EXTERNAL SOURCES



Electricity
Statistics




Geological
Statistics


Ministerio
del Ambiente




Environmental
Statistics



Meteorological
Statistics



Agricultural
Statistics




Water
Statistics

ARCOM
Agencia de Regulación
y Control Minero




Mining
Statistics




Extreme events
and disasters
Statistics

SECRETARÍA DE
AMBIENTE
ALCALDÍA



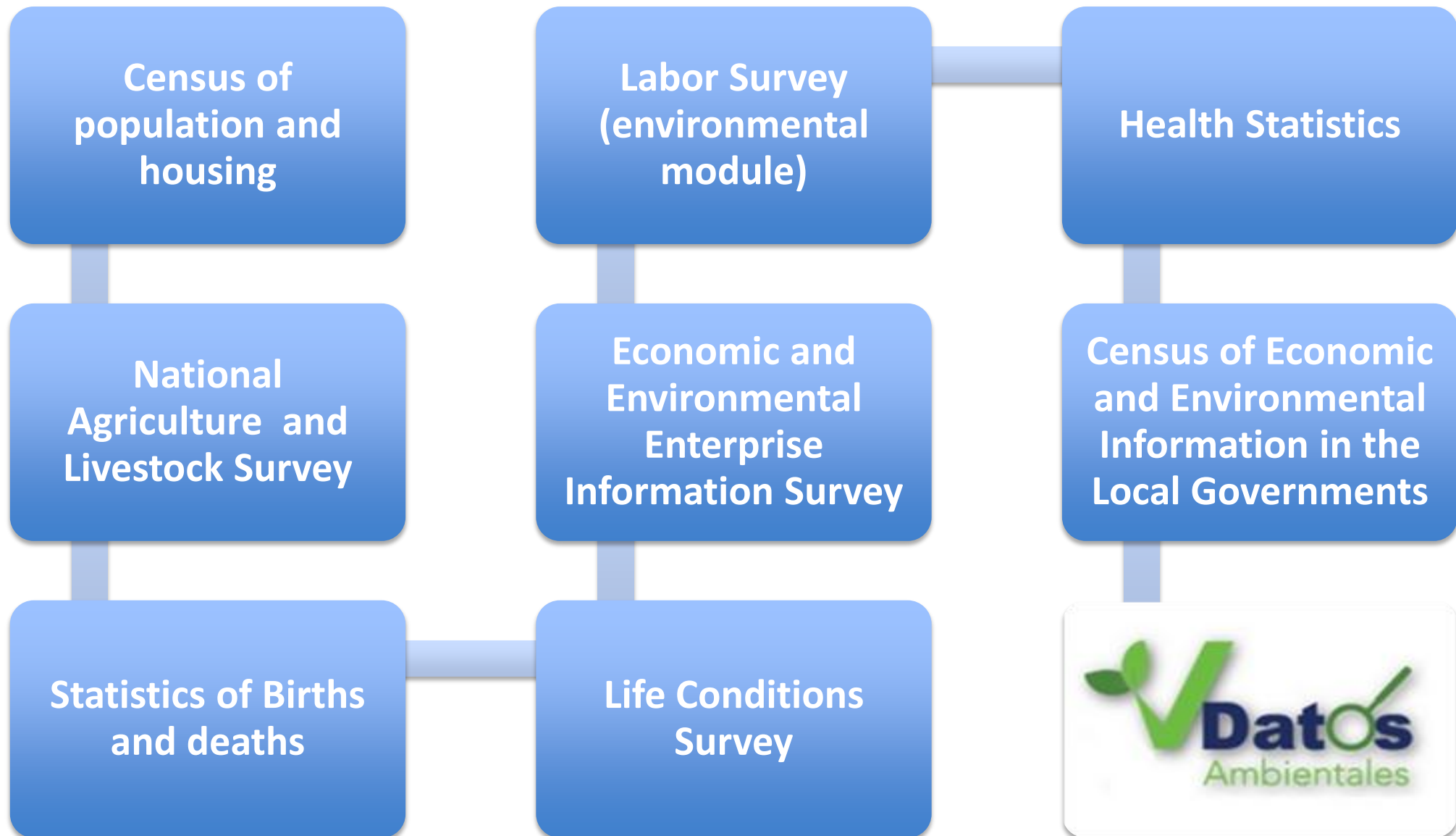
Air Quality
Statistics



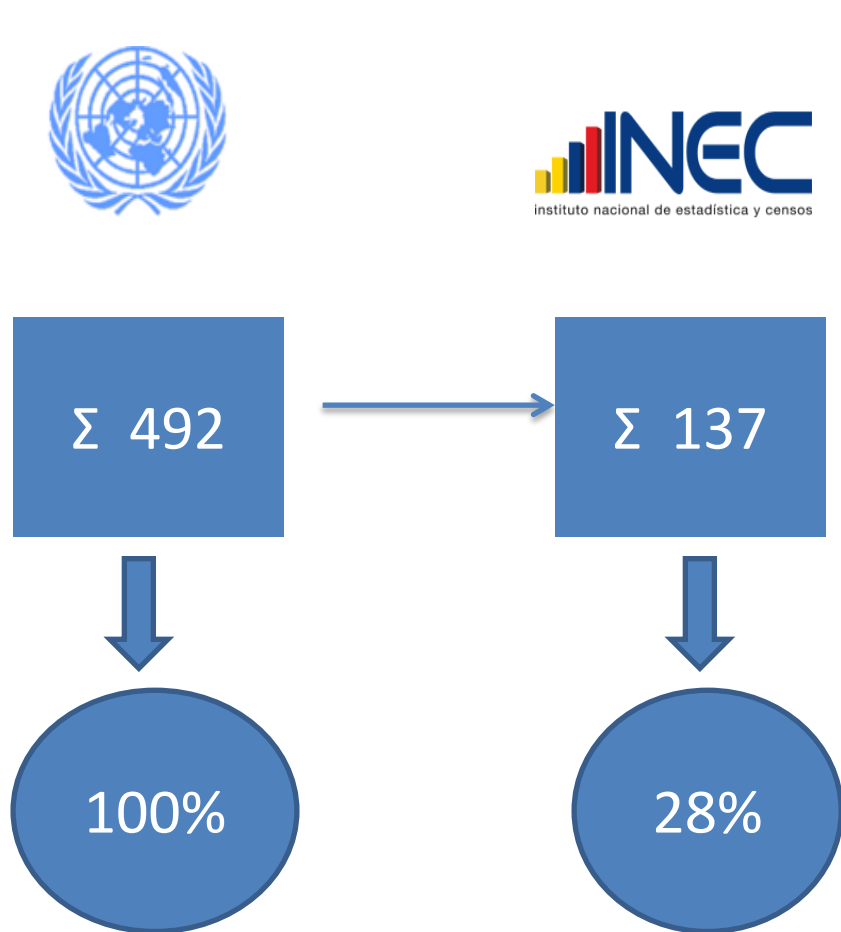
Economic
Statistics



INEC - INTERNAL SOURCES

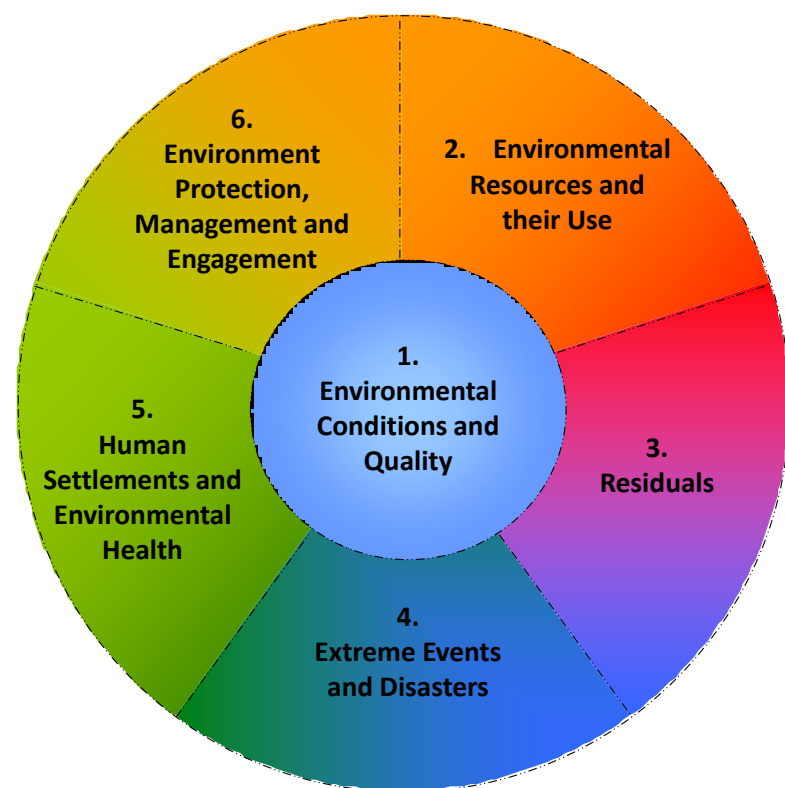


The implementation of the framework in Ecuador



TIERS	FDES	INEC	%
1 (Core set)	107	49	46%
2	212	57	27%
3	173	31	18%
TOTAL	492	137	28%

The implementation of the framework in Ecuador



SUMMARY

<i>FRAMEWORK FOR THE DEVELOPMENT OF ENVIRONMENT STATISTICS</i>	<i>FDES</i>	<i>INEC</i>	<i>%</i>
Component 1: Environmental Conditions and Quality	182	17	9%
Component 2: Environmental Resources and their Use	124	29	23%
Component 3: Residuals	57	31	54%
Component 4: Extreme Events and Disasters	33	19	58%
Component 5: Human Settlements and Environmental Health	49	27	55%
Componente 6: Environment Protection, Management and Engagement	47	14	30%
TOTAL	492	137	28%

The implementation of the framework in Ecuador

1



FRAMEWORK FOR THE DEVELOPMENT OF ENVIRONMENT STATISTICS		FDES	INEC	%
Subcomponent	Topic			
Physical Conditions	Atmosphere, climate and weather	24	5	21%
	Hydrographical	15	0	0%
	Geological and geographical information	17	1	6%
	Soil characteristics	13	4	31%
Land cover, Ecosystems, Biodiversity and Forrest	Land cover	2	0	0%
	Ecosystems	13	0	0%
	Biodiversity	10	2	20%
	Forests	11	0	0%
Environmental Quality	Air quality	19	5	26%
	Freshwater quality	22	0	0%
	Marine water quality	29	0	0%
	Soil pollution	4	0	0%
	Noise	3	0	0%
Component 1: Environmental Conditions and Quality		182	17	9%

The implementation of the framework in Ecuador

2



FRAMEWORK FOR THE DEVELOPMENT OF ENVIRONMENT STATISTICS		FDES	INEC	%
Subcomponent	Topic			
Non-energy Mineral Resources	Stocks and changes of nonenergy mineral resources	10	0	0%
	Production and trade of nonenergy trade of nonenergy minerals	3	3	100%
Energy Resources	Stocks and changes of mineral energy resources	12	0	0%
	Production and use of energy from non-renewable and renewable sources	8	7	88%
Land use	Land use	11	1	9%
Biological Resources	Timber resources	14	0	0%
	Aquatic resources	11	2	18%
	Crops	13	6	46%
	Livestock	6	3	50%
	Wild, uncultivated biological resources (other than fish and timber)	7	0	0%
Water resources	Water resources	14	0	0%
	Abstraction, use and returns of water	15	7	47%
Component 2: Environmental Resources and their Use		124	29	23%

V datos: A tool to disseminate the enviromental statistics

www.ecuadorencifras.gob.ec

ecuador ama la vida

Inicio La Institución Transparencia S

Vdatos Ambientales

Salir Buscar

Estadísticas Ambientales:

- Condiciones y Calidad Ambiental
- Recursos Ambientales y su Uso
- Residuos
- Eventos Extremos y Desastres
- Asentamientos Humanos y Salud Ambiental
- Protección Ambiental, Gestión y Participación/Acción Ciudadana

Indicadores Ambientales Alineados al Plan Nacional Buen Vivir

- Objetivo 3: Mejorar la Calidad de Vida de la Población
- Objetivo 7: Garantizar los Derechos de la Naturaleza
- Objetivo 11: Asegurar la Soberanía de los Sectores Estratégicos

Documento Metodológico:

Reconocimientos Internacionales:

- 1.- Pág. 20
- 2.- Pág. 2

Tu gobierno

El Gran Dragón: Visita de Estado China 2015

8 Años de #Ecuador

Servicios y temas de interés

- Archivo Nacional de Datos +
- Requerimientos de información +
- Bibliotecas INEC +
- Servicio al usuario +
- Catálogo de productos y servicios INEC +



V datos: A tool to disseminate the enviromental statistics



[Salir](#) [Buscar](#)

Estadísticas Ambientales:

- Condiciones y Calidad Ambiental
- Recursos Ambientales y su Uso
- Residuos
- Eventos Extremos y Desastres
- Asentamientos Humanos y Salud Ambiental
- Protección Ambiental, Gestión y Participación/Acción Ciudadana

SIX FDES COMPONENTS



V datos: A tool to disseminate the enviromental statistics



Salir | Buscar

Estadísticas Ambientales:

- Condiciones y Calidad Ambiental ▶
- Recursos Ambientales y su Uso ▶
- Residuos ▶
- Eventos Extremos y Desastres ▶
- Asentamientos Humanos y Salud Ambiental ▶**
- Protección Ambiental, Gestión y Participación/Acción Ciudadana ▶
- Indicadores Ambientales Alineados al Plan Nacional Buen Vivir
- Objetivo 3: Mejorar la Calidad de Vida de la Población ▶
- Objetivo 7: Garantizar los Derechos de la Naturaleza ▶
- Objetivo 11: Asegurar la Soberanía de los Sectores Estratégicos ▶

SUB COMPONENTS

- Población Urbana y Rural ▶
- Acceso a Agua, Saneamiento y Energía ▶**
- Condiciones de la Vivienda ▶
- Cuestiones Ambientales Específicas de los Asentamientos Urbanos ▶
- Enfermedades y Condiciones Transmitidas por el Aire ▶
- Enfermedades y Condiciones Relacionadas con el Agua ▶
- Enfermedades Transmitidas por Vectores ▶

- Procedencia Principal del Agua en Viviendas
- Principal Forma de Eliminación de Basura en Viviendas
- Viviendas Conectadas a la Red de Alcantarillado
- Viviendas Conectadas a la Red de Energía Pública
- Gasto Mensual Promedio en Agua Potable por Hogar
- Gasto Mensual Promedio de Energía Eléctrica por Hogar

STATISTICS



V datos: A tool to disseminate the enviromental statistics

Methodology sheets

LIVESTOCK – NUMBER OF LIVE ANIMALS

Disaggregation

Graph options

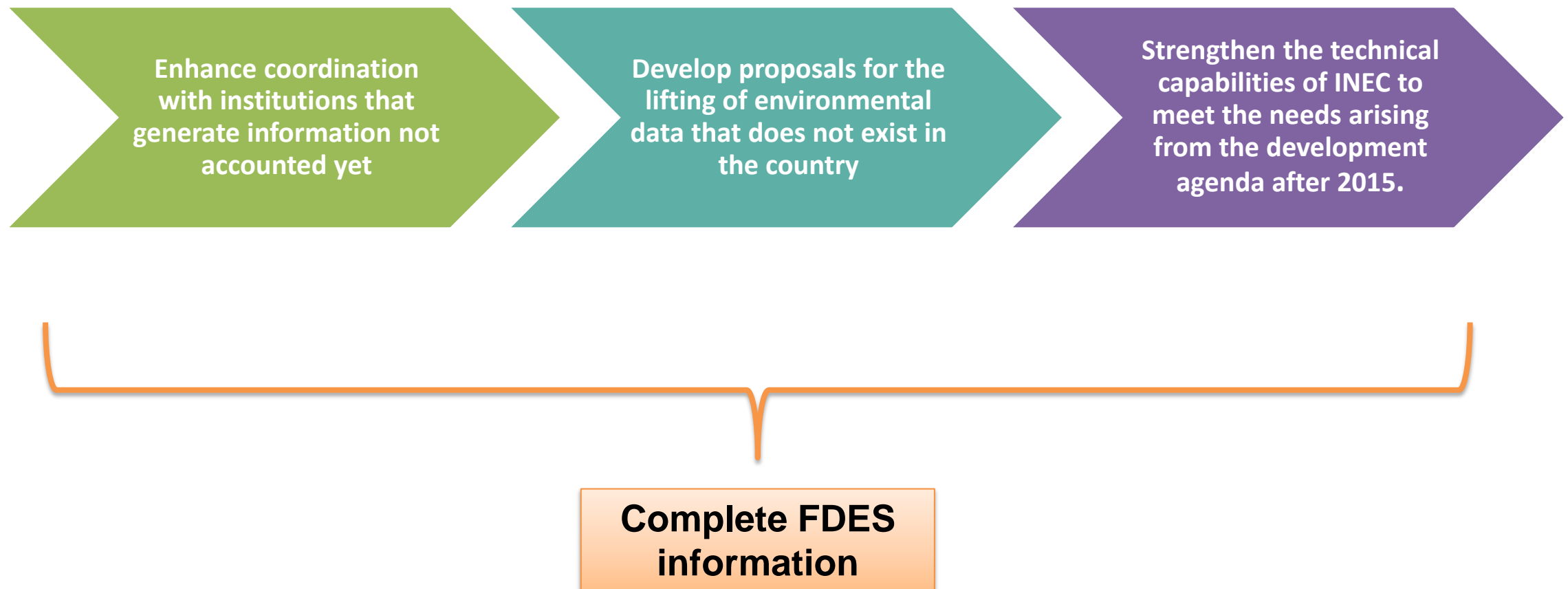
Fecha Inicial: 2004 Fecha Final: Desagregación

Por Tipo de Ganado

Año	Blue Line (Miles)	Yellow Line (Miles)	Red Line (Miles)	Green Line (Miles)	Light Green Line (Miles)
2004	5,000,00	1,200,00	1,000,00	400,00	100,00
2005	4,900,00	1,200,00	1,000,00	400,00	100,00
2006	5,000,00	1,800,00	900,00	400,00	100,00
2007	4,600,00	1,300,00	800,00	400,00	100,00
2008	4,800,00	1,100,00	700,00	400,00	100,00
2009	5,100,00	1,400,00	800,00	400,00	100,00
2010	5,200,00	1,500,00	700,00	400,00	100,00
2011	5,300,00	1,800,00	700,00	400,00	100,00
2012	5,200,00	1,100,00	700,00	400,00	100,00
2013	5,100,00	1,200,00	700,00	400,00	100,00



The road ahead.....





www.ecuadorencifras.gob.ec



@ecuadorencifras



INEC/Ecuador



Inec



INECEcuador



INEC Ecuador